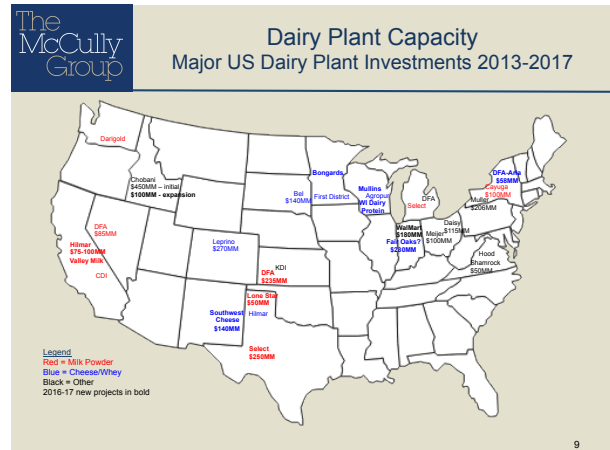
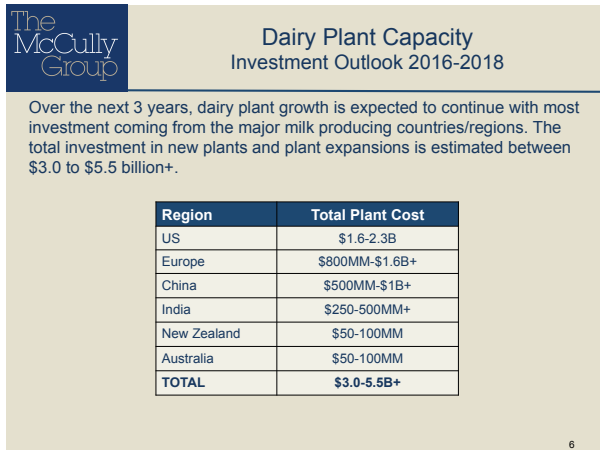
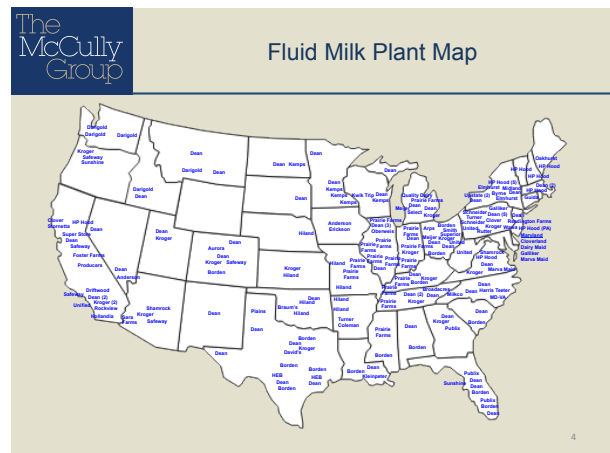
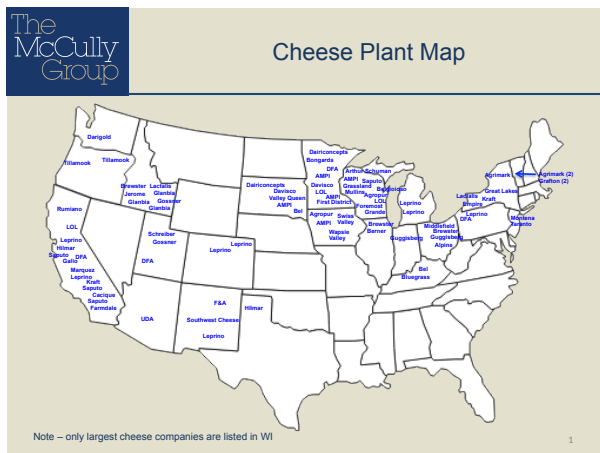


Dairy Processing Capacity

The McCully Group regularly monitors dairy plant activity across the US along with select countries/regions (New Zealand, Australia, and Europe). A recent study detailed plant capacity additions in the US and Europe as well as the outlook on plant and equipment investment over the next several years.



The McCully Group also maintains a database with over 500 US dairy plants. The plants included in the database account for around 95% of total US milk production. For each plant, it shows the location and products produced. What makes this database different, and an invaluable resource, is that it also contains estimated milk intake/capacity (daily, monthly, and annual).



Contact Mike for more information on the plant database and research capacity study.

Mike McCully
mike@themccullygroup.com
 Office 312-646-0361 or Mobile 773-368-9561